



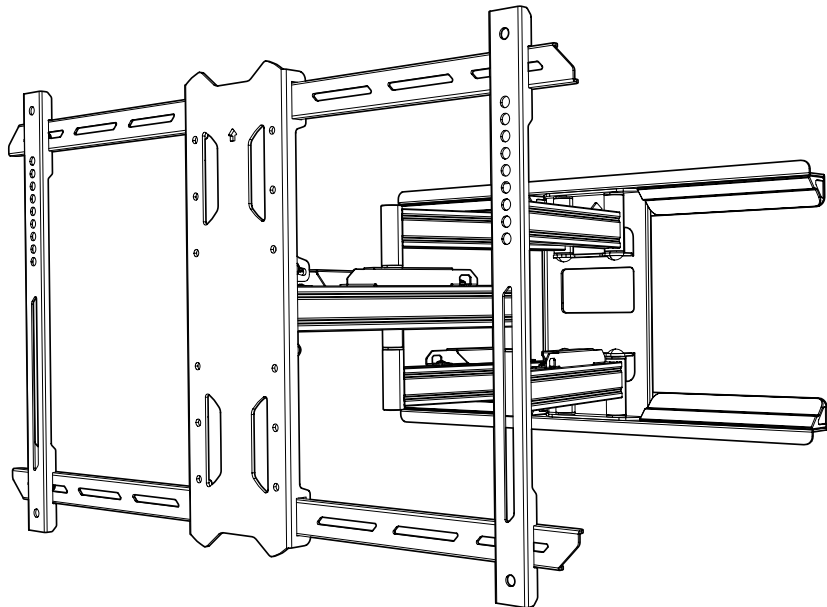
USER MANUAL

Articulating Wall Mount

FOR SÉURA OUTDOOR TVs

MODEL NUMBER

AFMW-2



WWW.SEURA.COM

Thank you for choosing Séura

Read these instructions fully before assembly and installation. If you do not understand these directions, or have any doubts about the safety of the installation, please consult a qualified installation contractor. Make sure there are no defective or missing parts.

Do not use defective parts. Séura cannot be liable for property damage or injury caused by incorrect mounting, incorrect assembly, lifting or incorrect use of this product. If there is hardware missing, or if you are uncertain whether a part is defective, please contact Séura directly using one of the methods below.

CAUTION

The maximum loading weight is 125 lb (57 kg). This mount is intended for use only with the maximum weights indicated. Use with products heavier than the maximum weights indicated may result in instability causing possible injury. The wall you plan to affix the Séura mount to must be able to support more than 5 times the weight of the television and the mount combined. Do not use this product for any purpose other than to mount a VESA compliant TV on a vertical surface as outlined in this manual. Improper installation may cause damage to your TV or serious injury. This product should not be mounted on steel stud walls or cinder block walls. Do not install this product if you are unsure what kind of wall you may have or the load it can support. You are advised to consult a qualified installation contractor before installing this product.

Merci d'avoir choisi Séura

Lisez entièrement ces instructions avant le montage et l'installation. Si vous ne comprenez pas ces instructions, ou vous avez des doutes concernant la sécurité de l'installation, s'il vous plaît consulter un installateur qualifié. Assurez-vous qu'il n'y a pas de pièces défectueuses ou manquantes. N'utilisez pas les pièces défectueuses. Séura ne peut pas être tenu responsable des dommages matériels ou des blessures causés par un montage incorrect, l'assemblage incorrect, ou une manipulation ou utilisation incorrecte de ce produit. S'il y a des matériaux qui vous manquent, ou si vous n'êtes pas certain si un matériel est défectueux, s'il vous plaît contactez Séura directement par une des méthodes ci-dessous.

ATTENTION

Le poids de chargement maximale est de 125 lb (57 kg). Ce système de fixation est destiné à être utilisé uniquement avec les poids maximaux indiqués. Utilisation avec les produits plus lourds que les poids maximaux indiqués peut causer une instabilité et des blessures. Le mur que vous prévoyez d'installer le support de Séura doit pouvoir soutenir plus de 5 fois le poids de la téléviseur et le support combiné. N'utilisez pas ce produit à d'autres fins que de monter une téléviseur VESA-convenable sur une surface verticale comme indiqué dans ce manuel. Une mauvaise installation peut causer des dommages à votre téléviseur ou des blessures graves. Ce produit ne doit pas être monté sur les murs à montants d'acier ou des murs en blocs de béton. N'installez pas ce produit si vous ne savez pas quel type de mur vous avez ou quelle charge il peut supporter. Il est conseillé de consulter un installateur qualifié avant d'installer ce produit.

Gracias por elegir Séura

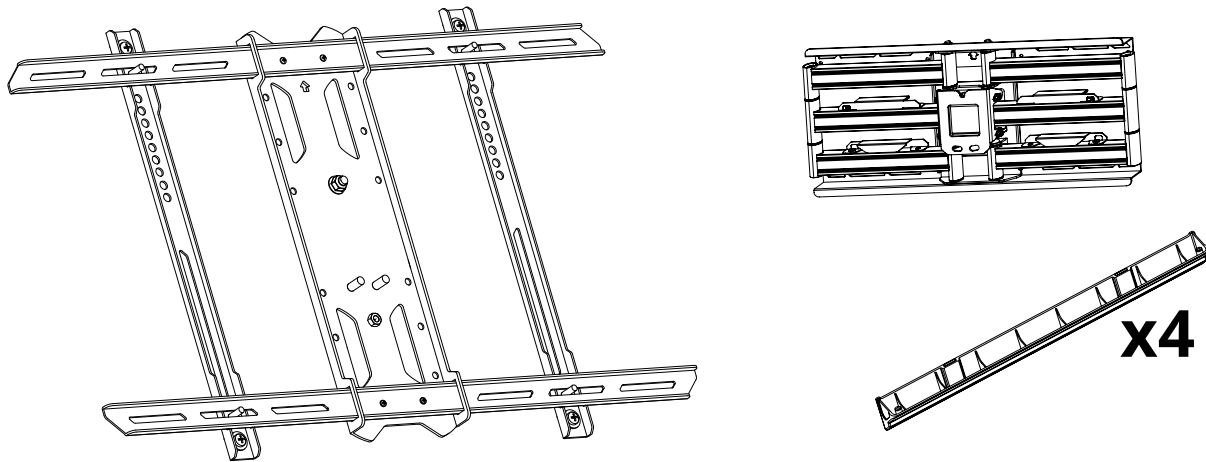
Lea completamente estas instrucciones antes del montaje y la instalación. Si no entiende estas instrucciones, o tiene dudas sobre la seguridad de la instalación, favor de consultar a un contratista calificado para la instalación. Asegúrese de que no haya piezas defectuosas o faltantes. No utilice piezas defectuosas. Séura no puede ser responsable por daños a la propiedad o lesiones causadas por un montaje incorrecto, ensamblaje incorrecto, levantamiento o el uso incorrecto de este producto. Si falta hardware o si no está seguro de si la pieza está defectuosa, póngase en contacto directamente con Séura utilizando uno de los métodos siguientes.

PRECAUCIÓN

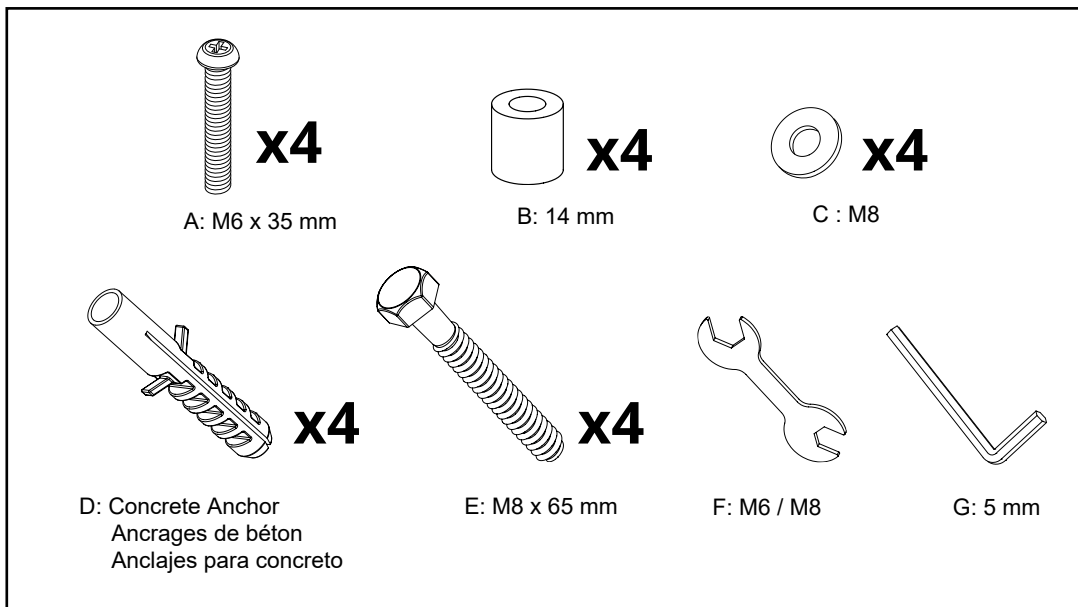
El peso máximo de carga es de 57 kg (125 lb). Este montaje ha sido pensado únicamente para instalaciones que no excedan el peso máximo indicado. Si el peso del producto excediera el especificado, podría dar como resultado una instalación inestable, lo que podría causar lesiones. La pared en la que planea asegurar el montaje Séura debe ser capaz de soportar más de 5 veces el peso de la televisión y el montaje combinados. No utilice este producto con ningún otro propósito que no sea montar un televisor compatible con VESA en una superficie vertical como se describe en este manual. Una instalación incorrecta puede causar daños al televisor o lesiones graves. Este producto no deberá ser montado en paredes con travesaños de acero o paredes de hormigón. No instale este producto si no está seguro de qué tipo de pared pueda tener o la carga que puede soportar. Se recomienda consultar a un contratista de instalación calificado antes de instalar este producto.

Project Overview

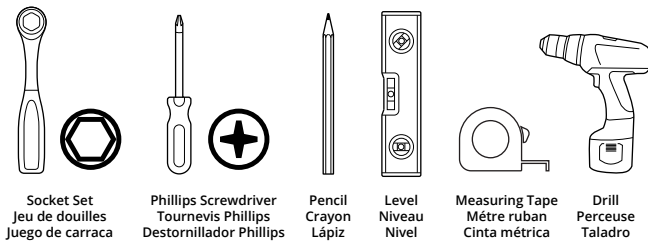
1. Select TV Screws and Spacers
2. Attach TV Brackets
3. Mount Wall Plate Assembly
4. Hang and Secure TV
5. Level TV
6. Finalize Adjustments
7. Manage Cables



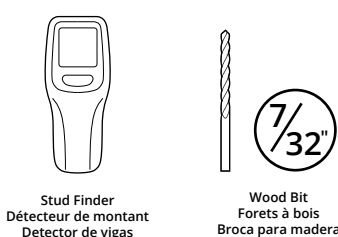
Hardware



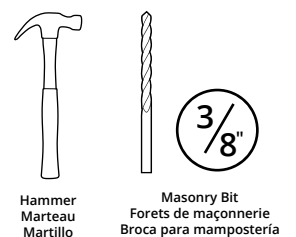
Required Tools Outils nécessaires Herramientas necesarias



Wood stud wall Mur de montant en bois Pared de vigas de madera



Concrete wall Mur en béton Muro de concreto



1. Select TV Screws and Spacers

For Shade Series Outdoor TVs

Use (A) screws included with mount

Use spacers included with mount

For Ultra Bright Outdoor Displays

Use VESA screws (4) provided with TV

No spacers are required

1.1 A–G Select Screws

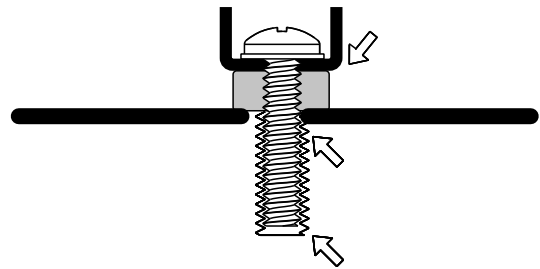
The back of your TV has 4 screw holes in a square or rectangular pattern. This is where the mount will attach to your TV. Séura provides several sizes and lengths of screws.

1.1 A–G Choisissez les vis

L'arrière de votre téléviseur possède 4 trous de vis en forme d'un carré ou d'un rectangle. Ce support s'attachera à votre téléviseur en utilisant ces trous. Séura fournit plusieurs tailles et longueurs de vis. Ce guide vous aidera de choisir les bons vis pour votre téléviseur.

1.1 A–G Seleccione tornillos

La parte posterior de su televisor cuenta con 4 orificios en un patrón cuadrado o rectangular. Aquí es donde el montaje se conectará a su televisor. Séura proporciona varios tamaños y longitudes de tornillos. Esta guía le ayudará a seleccionar los tornillos adecuados para su televisor.



1.2 H–J Select Spacers

Plastic spacers are also provided for use with Séura Shade Series 55-inch and 65-inch Outdoor TVs.

1.2 H–J Choisissez les entretoises

Des espaceurs en plastique sont également fournis avec les téléviseurs d'extérieur Séura Shade Series de 55 et 65 pouces.

1.2 H–J Seleccione espaciadores

También se proporcionan espaciadores de plástico para usar con los televisores para exteriores Séura Shade Series de 55 y 65 pulgadas.

2. Attach TV Brackets

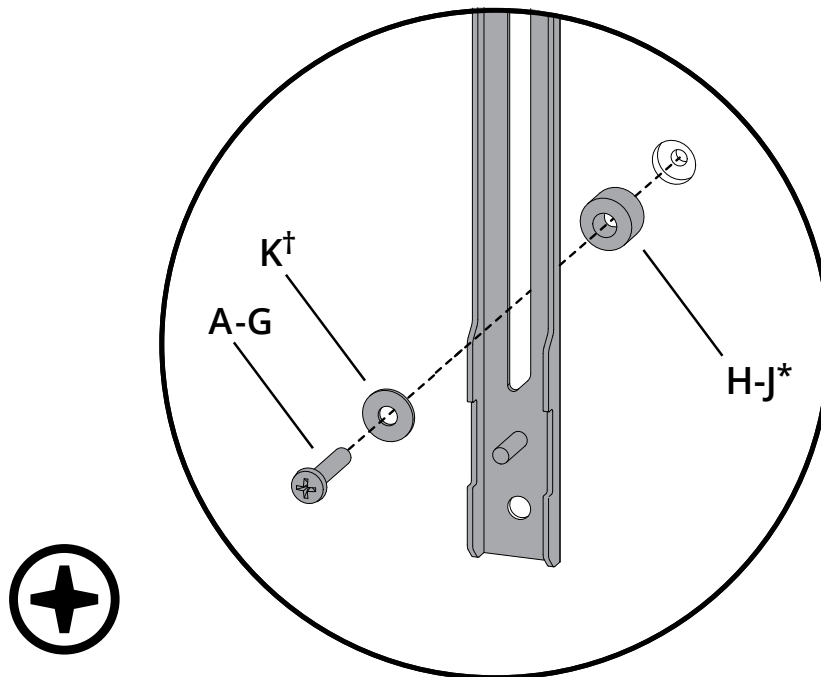
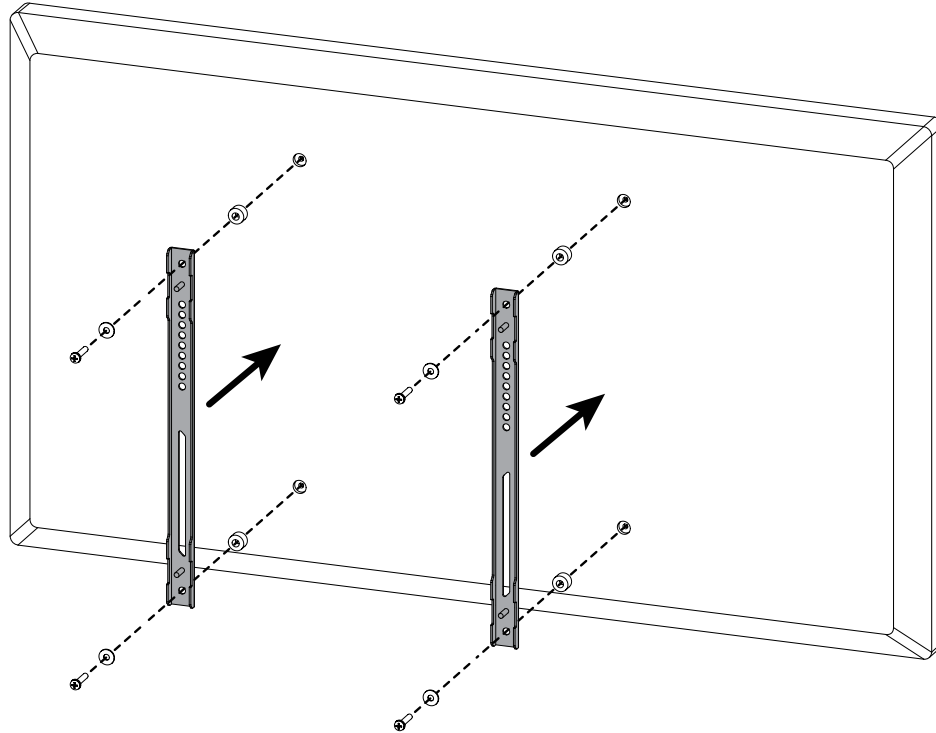


WARNING / AVERTISSEMENT / PRECAUCIÓN

Do not lay the TV face down on its front. Use a wall or TV stand.

Ne posez pas la téléviseur sur son front. Utilisez un mur ou un support de téléviseur.

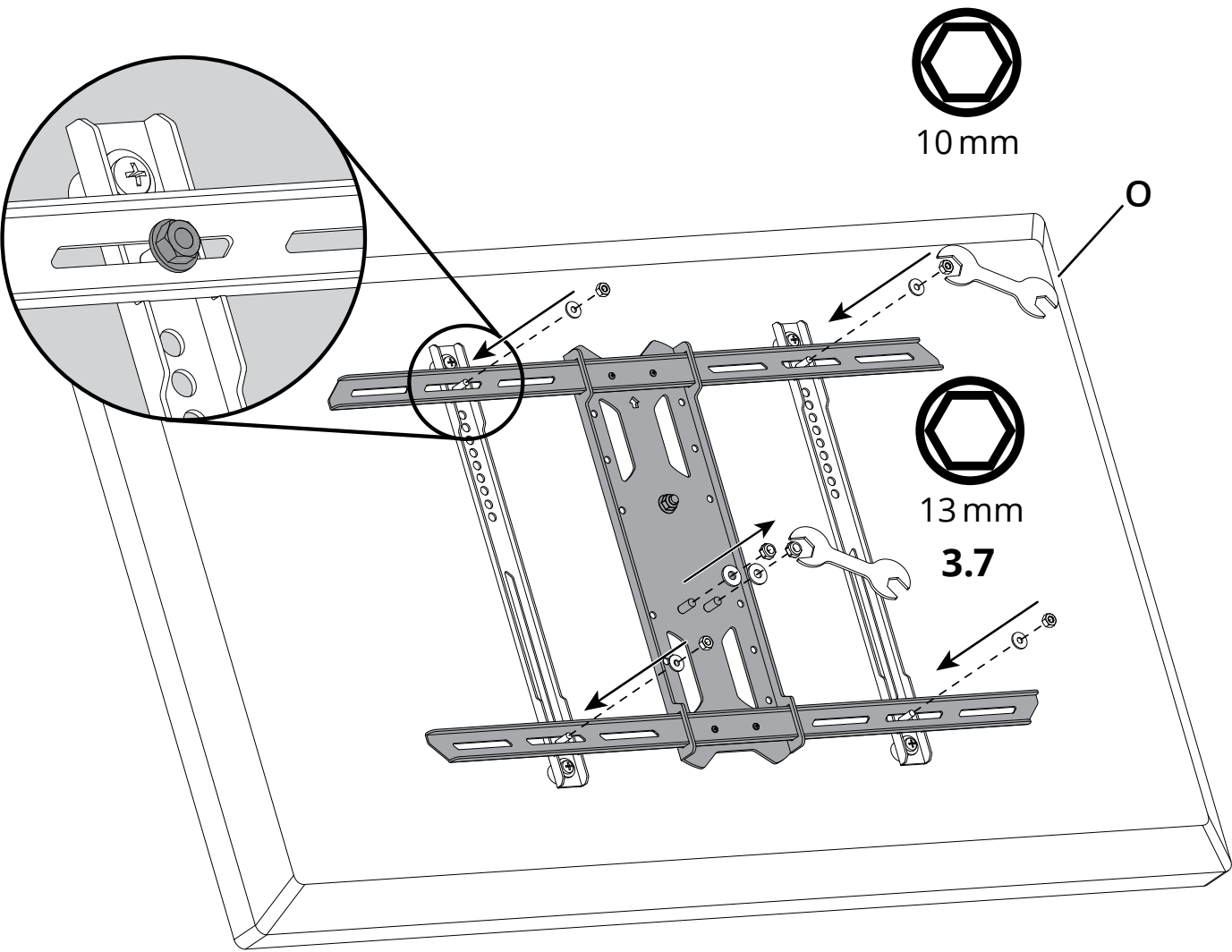
No deje el televisor posado sobre la pantalla. Utilice una pared o un soporte de televisor.



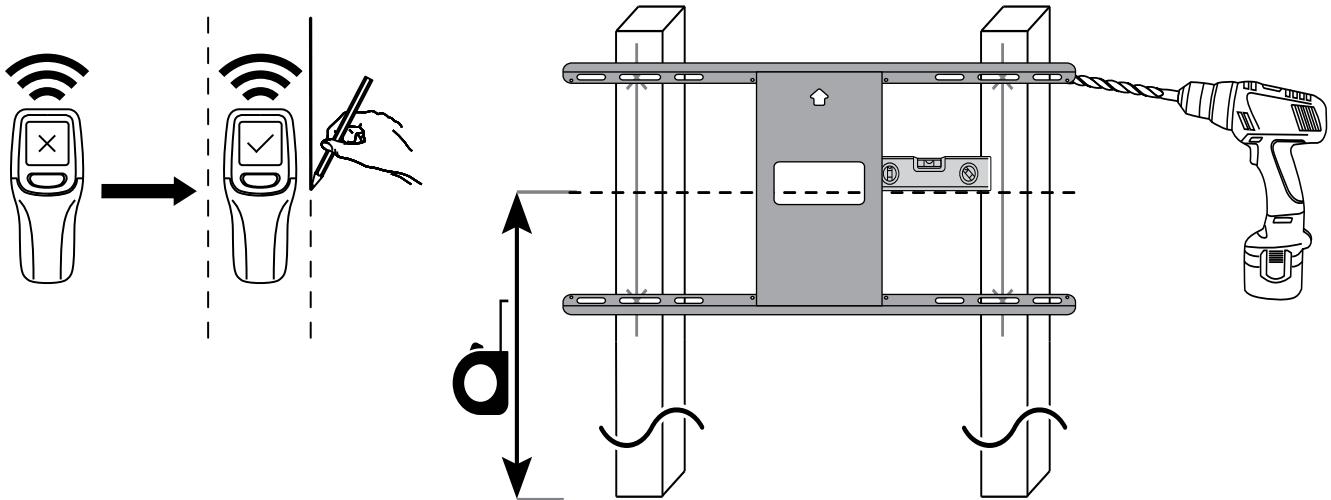
† Only applicable with 55-inch and 65-inch
Shade Series Outdoor TVs

*Optional

2. Attach TV Brackets (Cont)



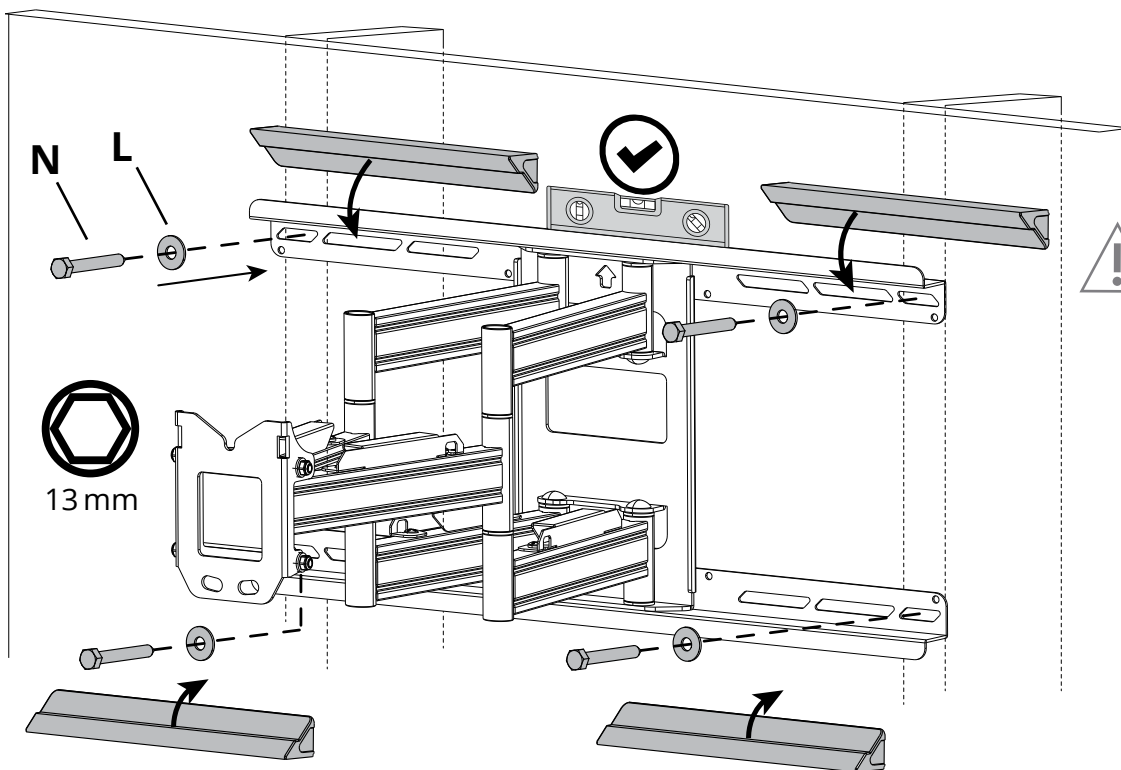
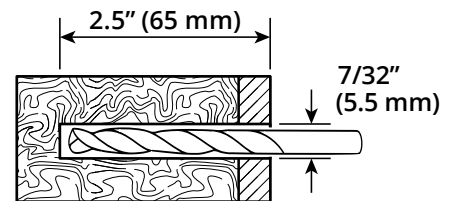
3a. Mount Wall Plate Assembly (Wood Stud Wall)



Mount height depends on TV size, viewing position, and personal preference.

La hauteur du support varie selon la taille du téléviseur, la position de visualisation et de préférence personnelle.

La altura a la que se instala el montaje depende del tamaño del televisor, la posición de visualización, y preferencias personales.



WARNING
Do not use concrete anchors in drywall or wood stud walls.

AVERTISSEMENT
N'utilisez pas les ancrages de béton dans la cloison sèche ou les murs à montants de bois.

PRECAUCIÓN
No use anclajes de concreto en paneles de yeso, tabla roca omuros de madera.



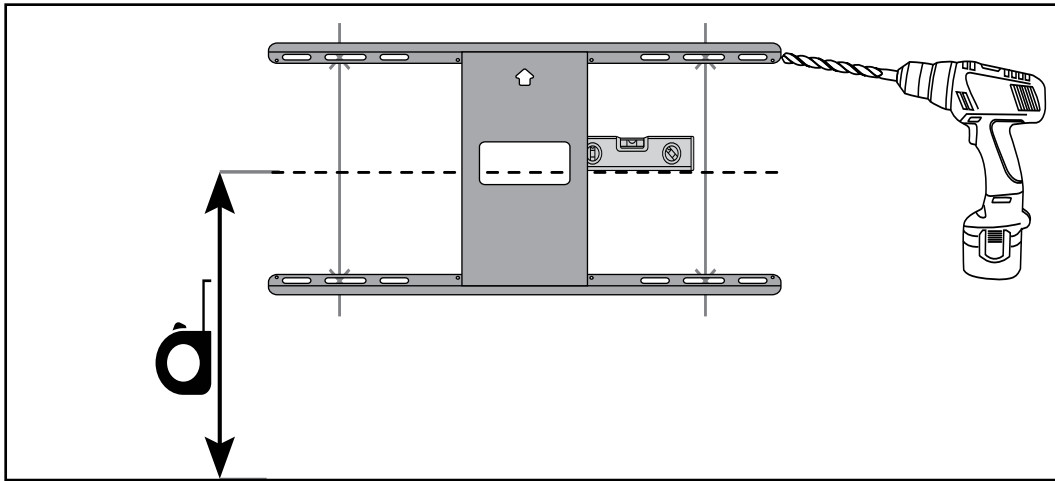
CAUTION / ATTENTION / PRECAUCIÓN

Make sure the supporting surface will support the load limits outlined in the caution on page two. Tighten lag bolts (N) until the wall plate is snug against the wall. Do not over tighten the lag bolts (N). Each lag bolt must be located in the middle of a wood stud.

Assurez-vous que la surface porteuse supporte la limite de poids mentionnée dans les avertissements de précaution en bas de la page deux. Serrez les vis tire-fond (N) jusqu'à ce que la plaque murale soit bien fixée contre le mur. Ne serrez pas excessivement les vis tire fond (N). Chaque vis tire fond doit être située au centre d'un montant en bois.

Asegúrese de que la superficie de apoyo soportará los límites de carga descritos en la precaución de la parte inferior de la página dos. Apriete los tirafondos (N) hasta que la placa de pared quede plana y ajustada contra la pared. No apriete en exceso los tirafondos (N). Cada tirafondo deberá estar atornillado a un travesaño de madera. No use anclajes de concreto en paneles de yeso, tabla roca o muros de madera.

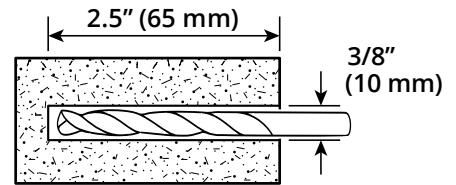
3b. Mount Wall Plate Assembly (Concrete Wall)



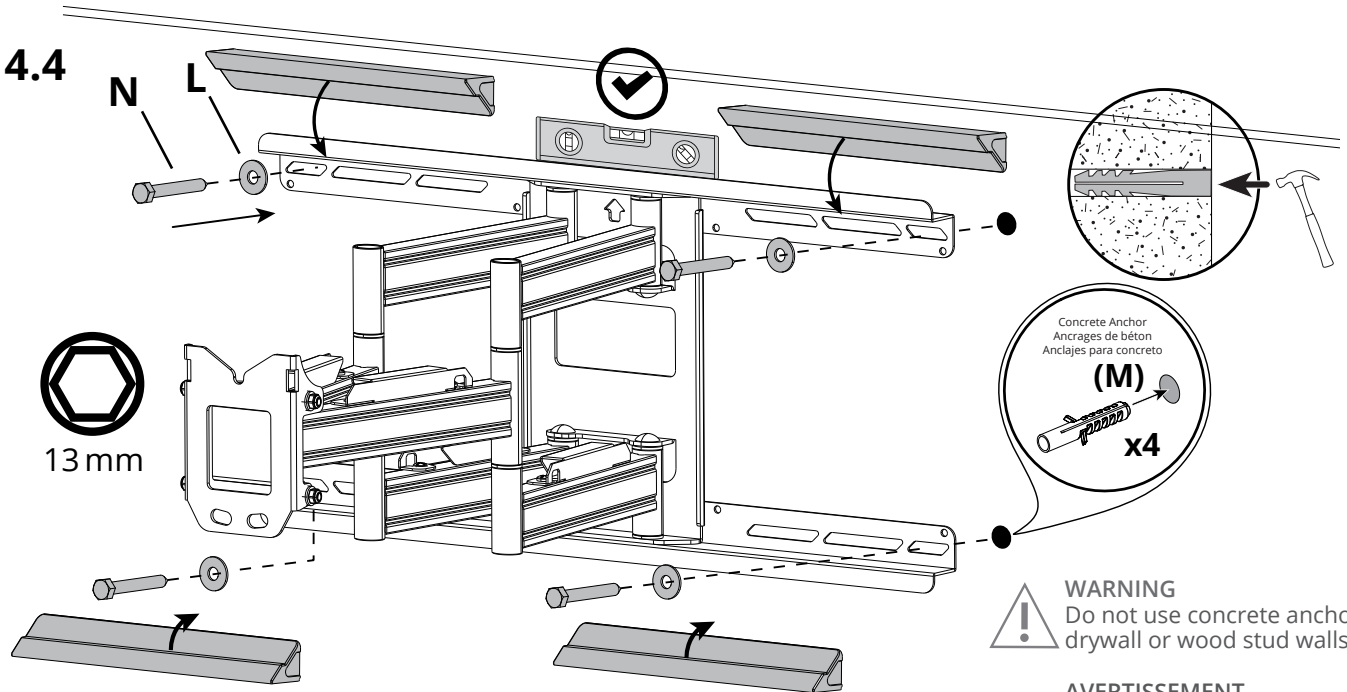
Mount height depends on TV size, viewing position, and personal preference.

La hauteur du support varie selon la taille du téléviseur, la position de visualisation et de préférence personnelle.

La altura a la que se instala el montaje depende del tamaño del televisor, la posición de visualización, y preferencias personales.



4.4



WARNING
Do not use concrete anchors in drywall or wood stud walls.

AVERTISSEMENT
N'utilisez pas les ancrages de béton dans la cloison sèche ou les murs à montants de bois.

PRECAUCIÓN
No use anclajes de concreto en panels de yeso, tabla roca o muros de madera.


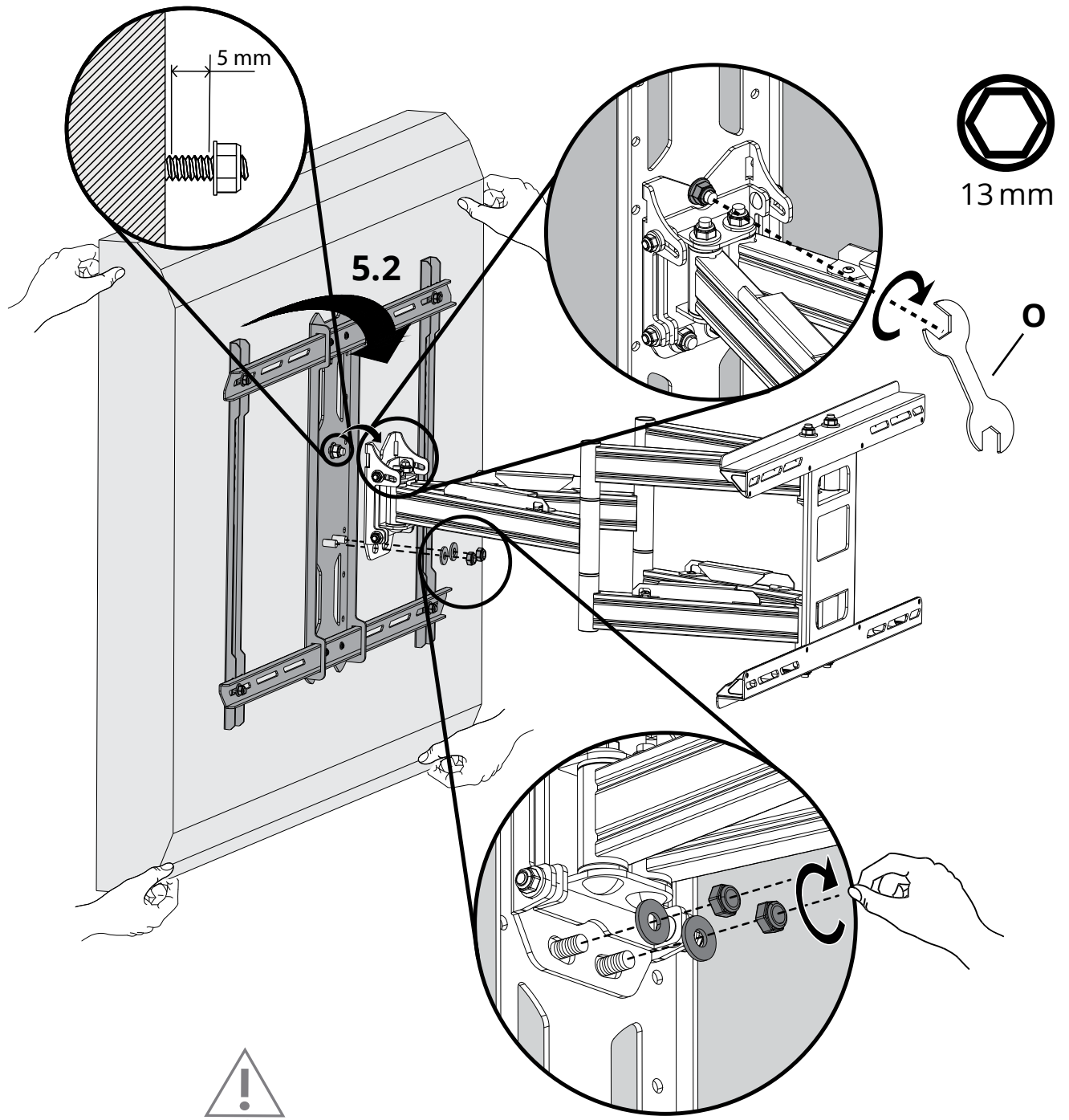


CAUTION / ATTENTION / PRECAUCIÓN

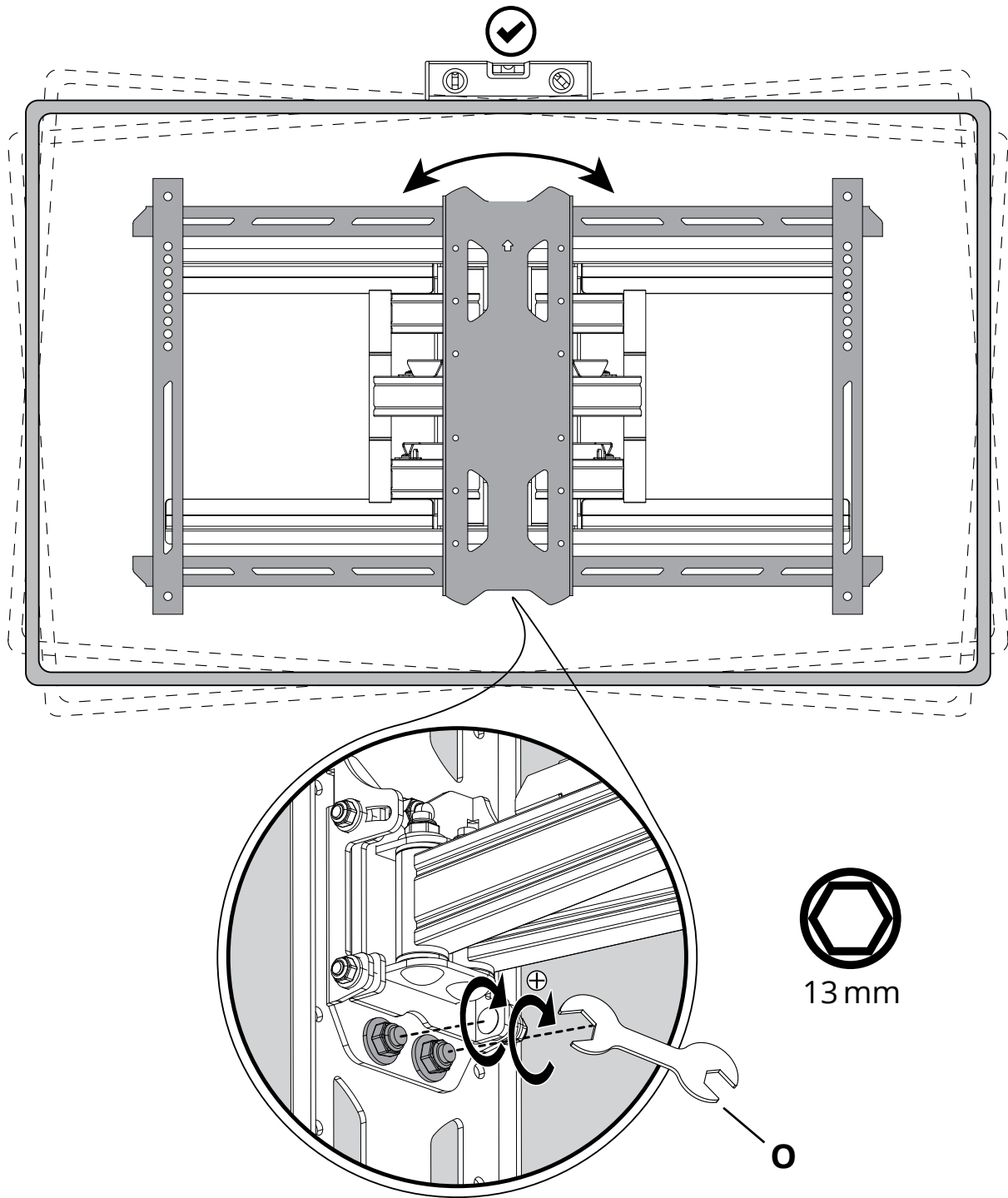
Make sure the concrete or brick wall is at least 4" thick. Make sure the anchor is seated completely flush with the concrete surface even if there is another layer of material, such as drywall. If drywall is over 5/8" thick, custom lag bolts must be used. Concrete must be a minimum of 2000 psi in density.

Assurez-vous que le mur en béton ou en brique est d'au moins 4" d'épaisseur. Assurez-vous que l'ancrage est complètement ras avec la surface du béton, même s'il y a une autre couche de matériel, comme la cloison sèche. Si la cloison sèche est plus de 5/8" d'épaisseur, des tire-fonds personnalisés doivent être utilisés. La densité du béton doit être au moins à 2000 psi.

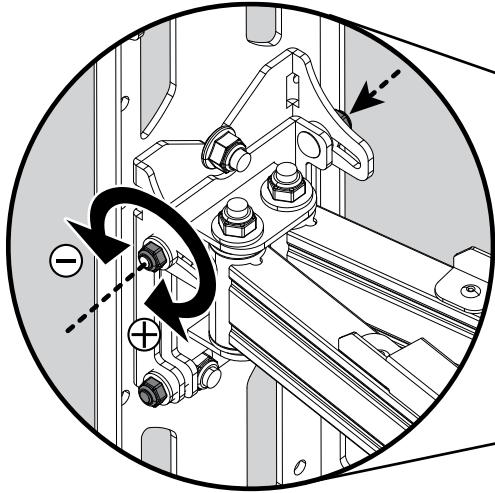
4. Hang and Secure TV



5. Level TV

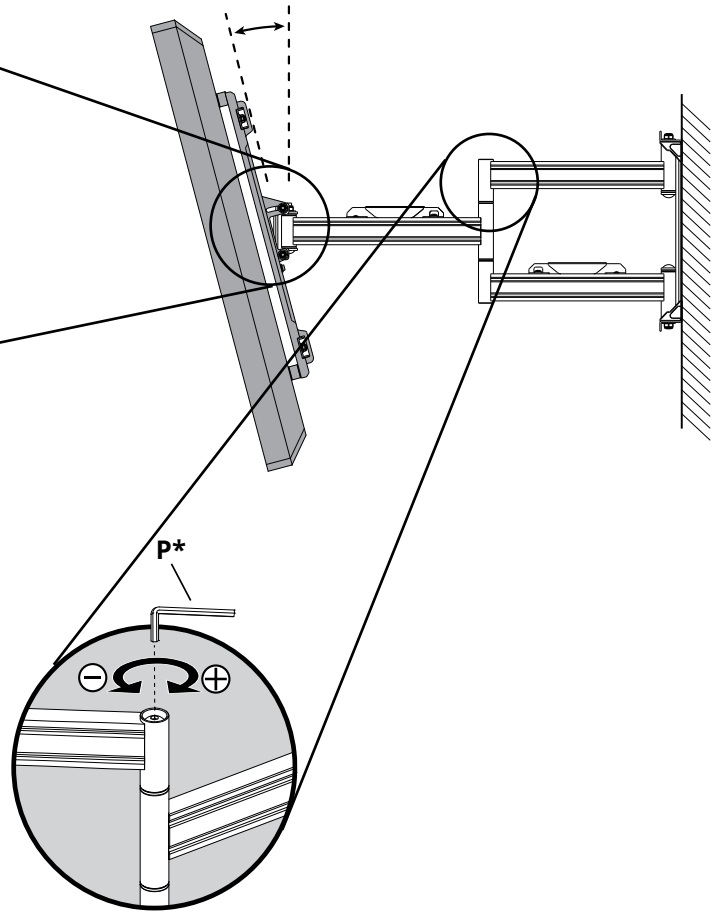


6. Finalize Adjustments

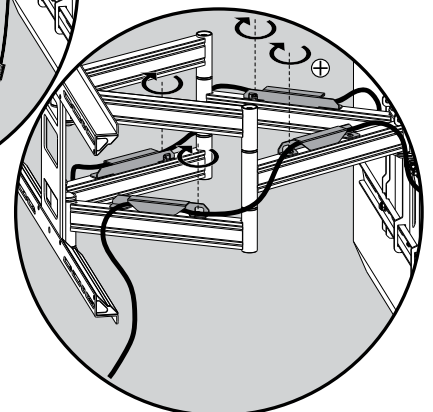
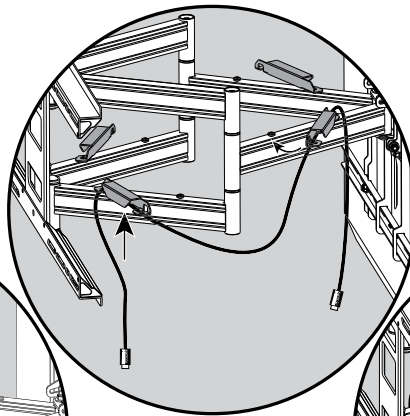
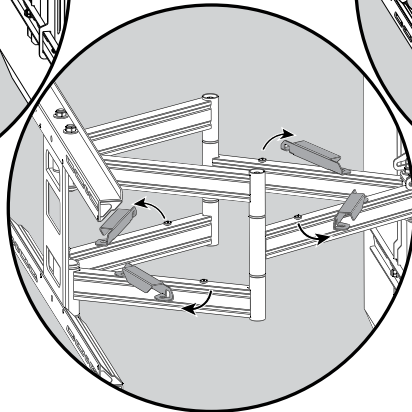
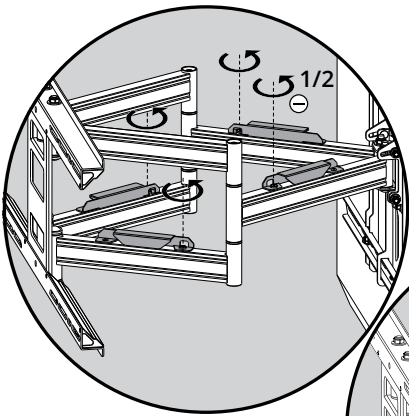


10 mm

*Adjust Arm Tension (Optional)
Réglez la tension des bras (Optionnel)
Ajuste la tensión de los brazos (Opcional)



7. Manage Cables



The standard limited warranty policies of Séura, Inc. ("Séura") shall apply to all equipment or other goods ("Products") at the time of sale to any authorized Séura distributor and/or product reseller. These warranty policies may be modified by Séura from time to time. Copies of the standard limited warranties then in effect for a particular Product will be made available upon request and are also available on the Séura website at <https://www.seura.com/warranty/>. This warranty is valid only with respect to Product sales in the U.S. and Canada.

If any Product fails to work or operate properly because of a defect in materials or workmanship, Séura will, if notified of such defect within the applicable warranty period indicated below, at its option, either: (a) repair the Product with new or refurbished parts onsite or at Séura's factory, including Séura's labor if applicable; or (b) replace the Product with a new or refurbished Product; or (c) if repair or replacement is not commercially feasible, refund an amount equal to a pro rata share of the current MSRP (as determined by the remainder of the warranty period). The remedy chosen will be in good faith and at the discretion of Séura. In no event will Séura be responsible for any costs related to installation and/or removal of Product.

Séura warrants its Products as set forth below, which warranty periods shall start and run from the date of Séura's sale of the Product:

- **Lighted Mirrors** (excluding Select Lighted Mirrors) with respect to Séura's labor, glass, structure, and assembly for seven (7) years; electrical and LED light strips for five (5) years. Mirror technology with respect to Séura's labor and parts including wireless music technology, clocks, nightlights, defoggers, dimmers, and voice technology are covered for two (2) years.
- **Select Lighted Mirrors** with respect to Séura's labor, glass, structure, and assembly for one (1) year; electrical and LED light strips for three (3) years.
- **SMART Mirrors** with respect to Séura's labor, glass, structure, and assembly for three (3) years; display including remote, power supply and SMART Technology for one (1) year.
- **TV Mirrors** with respect to Séura's labor, glass, structure, and assembly for three (3) years; TV including remote and power supply for two (2) years.
- **Lighted TV Mirrors** with respect to Séura's labor, glass, structure, and assembly for three (3) years; electrical and LED light strips for five (5) years. TV including remote and power supply for two (2) years.
- **Indoor Waterproof TVs** with respect to Séura's labor, glass, structure, and assembly for three (3) years; TV including remote and power supply for two (2) years.
- **Outdoor Displays** with respect to Séura's labor, structure, assembly, display including remote, and power supply for two (2) years.
- **Indoor and Outdoor Mounts** for two (2) years against defects in original hardware and/or workmanship. Excludes corrosion or rust resulting from damaged, scratched or chipped paint or other surfaces.
- **Outdoor Soundbars** with respect to labor and parts for one (1) year.
- **Protective Display Covers** for two (2) years against material and/or workmanship defects.
- **Decorative Frames** for one (1) year.

Exceptions to Warranty: This warranty is valid only with respect to Product sales in the U.S. and Canada. Séura does not warrant Products against defects arising out of, related to, or caused by, whether totally or partially, and whether directly or indirectly, any of the following:

- A. Failing to properly clean and maintain, any Product, part or component of a Product, including, but not limited to, filters, front bezel, and other Product areas or components;
- B. A Product's extended use, including particularly, commercial applications, where a Product is operating on average more than twelve (12) hours per day on a permanent or extended periodic basis;
- C. Circumstances, damage (including concealed damage) or other conditions occurring during shipment of a Product or at any time after a Product leaves Séura's facility (including without limitation transport of the Product to or from Séura before or after authorized service). Products must be packed properly using original packaging or Séura replacement or pre-authorized packaging. Customer assumes all risk, and costs, including transportation costs, while Product is in transit to or from Séura;
- D. Circumstances, damage or other conditions occurring during unpacking and/or removal of a Product from its original packaging, including the removal of protective material;
- E. Improper, incorrect, or insufficient AC supply voltage to a Product;
- F. Alterations, modifications, including use of unauthorized mount, or changes to a Product without Séura's prior written authorization;
- G. The incorporation of a Product into or within a product of a third party, without Séura's prior written authorization;
- H. A Product's misuse, neglect use, abuse, or improper operation, including the failure to follow a Product's normal and ordinary operating instructions;
- I. The effects of fire, flood, lightning, electrical surges, water and other liquid infiltration, smoke, insect or animal infestation, sand, mud, chemicals, improper cleaning agents and other substances not intended to come into contact with a Product, including any such substances contact with a Product as the result of acts of God;
- J. The improper or faulty installation, setup, or adjustment of a Product;
- K. A Product's repair, attempted repair, or total or partial disassembly by any party other than a Séura authorized service representative;
- L. When the Product occurs with pixel errors within the specified and permitted area. (For more information about this, inquire directly with Séura regarding the Séura Pixel Policy.)
- M. Corrosion that does not affect the performance of a Product or the reasonable cosmetic appearance of a Product (including without limitation, scratches or other paint or finish damage to a Product that lead to or are caused by, in part or in total, corrosion);
- N. When a Lighted Mirror or Lighted TV Mirror using LEDs retains an overall brightness greater than 70% of the original brightness, including cases whereas an individual LED fails; and/or

O. Normal wear and tear on the Product.

Séura does not warrant that its Products will integrate with any third party products at present or in the future. It is purchaser's responsibility to test and verify compatibility. Further, Séura does not warrant its software or programs, or any content downloaded after shipment. It is the purchaser responsibility to take precautions to protect the product from malware, viruses, data loss, and other potentially destructive programs.

Warranty Disqualifiers. This Limited Warranty only extends to, and runs for the benefit of, the original purchaser of the Product and only covers a Product purchased new. All warranty claims must be submitted together with original proof of purchase and any Product subject to a warranty claim must retain its original Séura serial number. Séura reserves the right to require any warranty claimant to produce the original purchase receipt or other original purchase date proof as may be reasonably required by Séura to verify the Product's warranty eligibility. Séura shall have no liability with respect to Products whose serial number has been removed, defaced, replaced, or otherwise tampered with in any manner. Séura reserves the right to examine all failed product components and determine, in its sole discretion, whether any product components are defective and covered under warranty.

LIMITATION OF LIABILITY. THE EXPRESS LIMITED WARRANTIES SET FORTH HEREIN ARE IN LIEU OF ALL OTHER WARRANTIES, WRITTEN OR ORAL, EXPRESSED OR IMPLIED, INCLUDING, BUT NOT LIMITED TO, ANY IMPLIED WARRANTIES OF MERCHANTABILITY OR FITNESS FOR A PARTICULAR PURPOSE OR USE. SÉURA WILL NOT BE LIABLE FOR ANY DAMAGE TO OTHER PROPERTY CAUSED BY ANY DEFECT IN THE PRODUCT, DAMAGES BASED ON INCONVENIENCE, LOSS OF BUSINESS OPPORTUNITY, LOSS OF GOODWILL, INTERFERENCE WITH BUSINESS RELATIONSHIPS, OR OTHER COMMERCIAL LOSS, EVEN IF THE CUSTOMER HAS BEEN ADVISED OF THE POSSIBILITY OF SUCH DAMAGES. SÉURA WILL NOT BE LIABLE FOR ANY LOSS, DAMAGE OR LIABILITY OR ANY DIRECT, INCIDENTAL, INDIRECT, PUNITIVE, SPECIAL OR CONSEQUENTIAL DAMAGES RESULTING FROM THE USE OR MISUSE OF A PRODUCT, OR ARISING OUT OF ANY BREACH, BY THE PURCHASER OF A PRODUCT, OF THIS LIMITED WARRANTY. SÉURA SHALL NOT BE LIABLE FOR ANY CLAIM AGAINST THE CUSTOMER BY ANY OTHER PARTY. SÉURA SHALL NOT BE LIABLE FOR ANY VERBAL WARRANTY ASSURANCES MADE BY ANY EMPLOYEE OR AUTHORIZED DISTRIBUTOR, RESELLER OR INSTALLER THAT CONFLICTS WITH OR ENHANCES THE WRITTEN WARRANTY HEREIN. SOME STATES DO NOT ALLOW THE EXCLUSION OR LIMITATION OF INCIDENTAL OR CONSEQUENTIAL DAMAGES, OR LIMITATIONS ON HOW LONG AN IMPLIED LIMITED WARRANTY LASTS, SO THE EXCLUSIONS MAY NOT APPLY TO A PARTICULAR PURCHASER. NOTWITHSTANDING ANYTHING HEREIN TO THE CONTRARY, SÉURA'S MAXIMUM AGGREGATE LIABILITY RELATED TO ANY WARRANTY CLAIM OR WITH RESPECT TO A PRODUCT SHALL NOT EXCEED THE THEN CURRENT SÉURA WHOLESALE PRICE OF THE SPECIFIC PRODUCT FROM WHICH THE CLAIM DERIVES.

NOTICE OF ANY WARRANTY CLAIM MUST BE RECEIVED BY SÉURA, IN WRITING, PRIOR TO THE EXPIRATION OF THE APPLICABLE WARRANTY PERIOD SET FORTH ABOVE. THE PRODUCT WARRANTY APPLIES ONLY FOR THE PERIODS SET FORTH ABOVE.

Warranty Procedure. A warranty claimant must contact Séura at 920-857-9069 for a diagnostic. Please have your Product receipt available. At that time, Séura will provide technical support over the phone to attempt to fix the problem. If unsuccessful, a Séura Representative will determine if the Product will be serviced onsite, replaced, or returned to Séura's factory in Green Bay, Wisconsin for repair. If Séura determines that the Product is not covered under the warranty or damaged in shipping, Séura will notify and inform the purchaser of service alternatives that are available on a fee basis.

Toll-Free Technical Support: Please call 1-800-957-3872 to speak with a Séura Technical Support Representative. Séura Representatives are available Monday-Friday, 8:00am-4:30pm Central Time.

Onsite Service: If Technical Support determines the problem may be fixed onsite, a Séura service agent will be scheduled within 24 hours to service the unit. A Séura representative will work with the customer to schedule a convenient time for onsite service. Parts may be sent to the customer's location. Onsite service is available in the United States during normal business hours Monday – Friday, unless other special circumstances exist and special arrangements are made.

Factory Service: If Technical Support determines the Product must be sent back to Séura's factory for repair, the customer must follow return instructions below. Séura will ship the repaired Product to the authorized reseller, installer or customer's address. This warranty does not cover removal or installation costs of Products.

Advanced Replacement: If Technical Support determines the Product must be replaced, Séura will ship a new Product to the authorized reseller, installer or customer's address. The customer must follow return instructions below to send the damaged Product back to Séura's factory. Credit card information will be collected before shipment of the replacement Product. If Séura does not receive the original Product back within thirty (30) days of shipping the replacement Product, the credit card on file will be charged at full MSRP. This warranty does not cover removal or installation costs of Products.

Return Instructions: If return is necessary, Séura will issue a return goods authorization (RGA) number and, if applicable, specific return and shipping instructions. A Product will only be accepted for warranty claims if returned and shipped to Séura in the Product's original packaging materials. If original packaging is not available, please contact Séura to receive authorized replacement packaging. Packages not bearing the issued returned goods authorization (RGA) number will not be accepted by Séura and will be returned to sender. In addition to the Product, the package must include the warranty claimant's original sales receipt for the purchase of the Product. All Product returns shall be received by Séura, at 1230 Ontario Road; Green Bay, WI 54311 with freight prepaid by the warranty claimant. Séura shall not be responsible for, and the warranty claimant assumes and retains all such responsibility, any damage or loss to or of the Product during shipment to and from Séura as the result of a warranty claim.

Exclusive Remedy. This Limited Warranty sets forth the exclusive remedies of a warranty claimant, and the exclusive liabilities and obligations of Séura, with respect to allegations of a defective Product.

19163121.3

The Bluetooth® word mark and logos are registered trademarks owned by the Bluetooth SIG, Inc. and any use of such marks by Séura is under license. Other trademarks and trade names are those of their respective owners.